WINDOW SCHEDULE

600 × 900, 3 off	1800 × 1500, 4 off	1580 × 900, 1 off	1800 × 600, 1 off	2400 × 2100 sliding door, 1 off
2400 × 600, 1 off				

charcoal powder coated aluminium

DOOR SCHEDULE

1 off	6 off	1 off (all supplied with timber door frame)	1200 × 2100, 1 off (Name front door)
horizontal slatted 813mm fire door, woodoc brown external varnish	horizontal slatted semi solid 813mm internal door	horizontal slatted external 813mm door, woodoc brown external varnish	

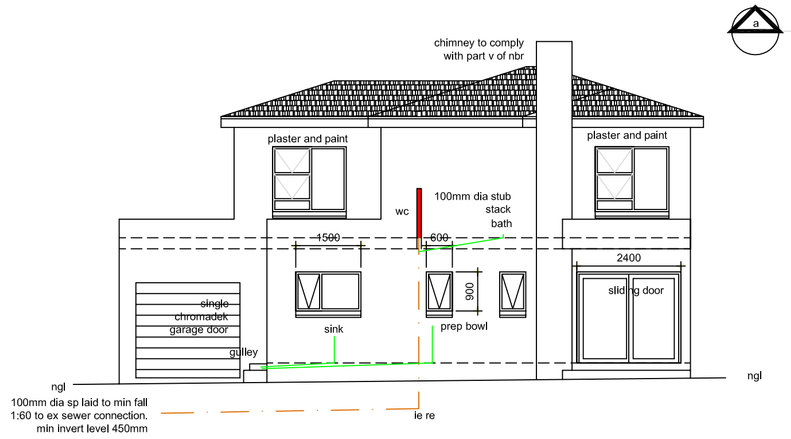

NORTH ELEVATION SCALE 1:100

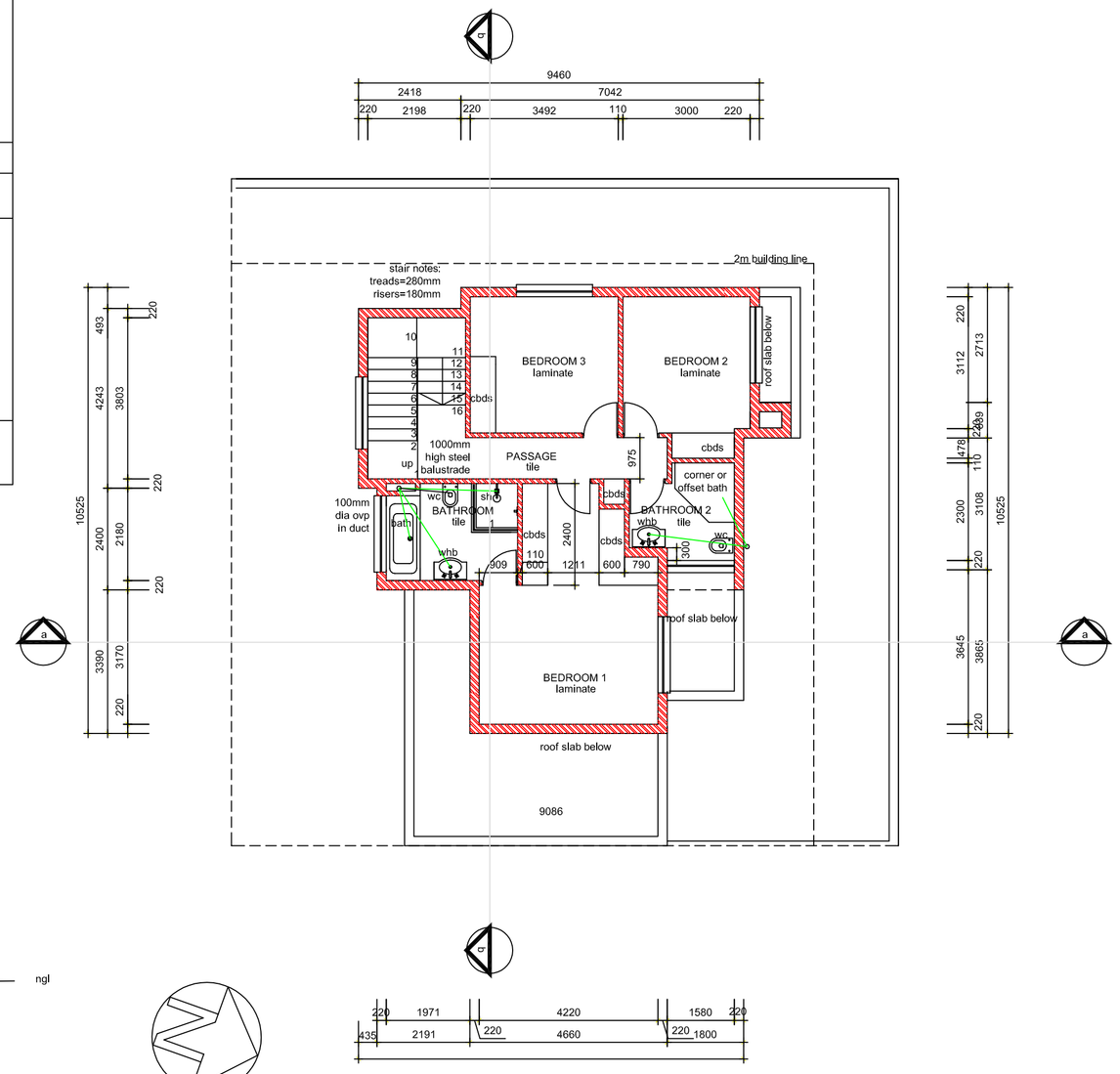

FIRST FLOOR PLAN SCALE 1:100

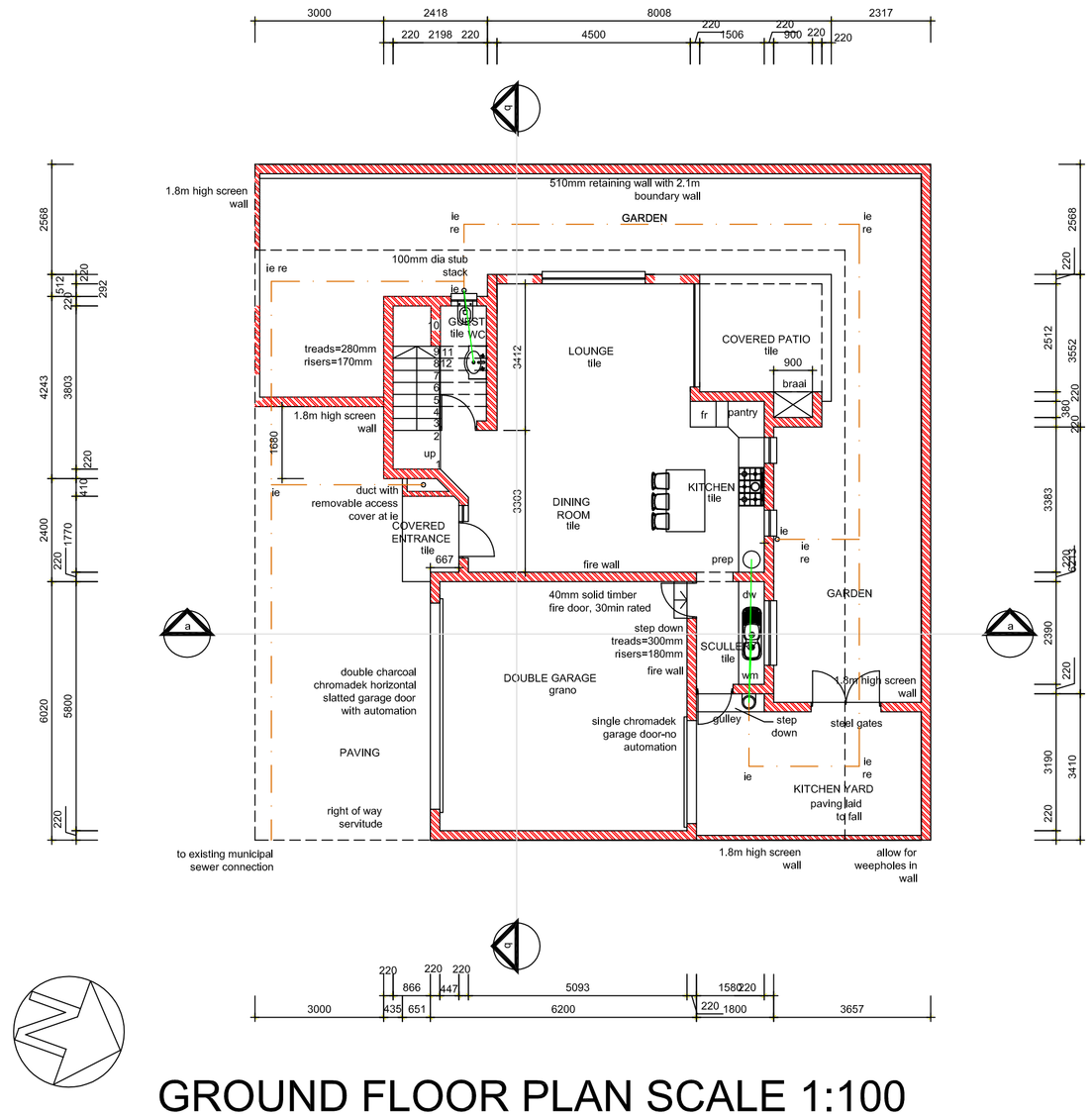

GROUND FLOOR PLAN SCALE 1:100

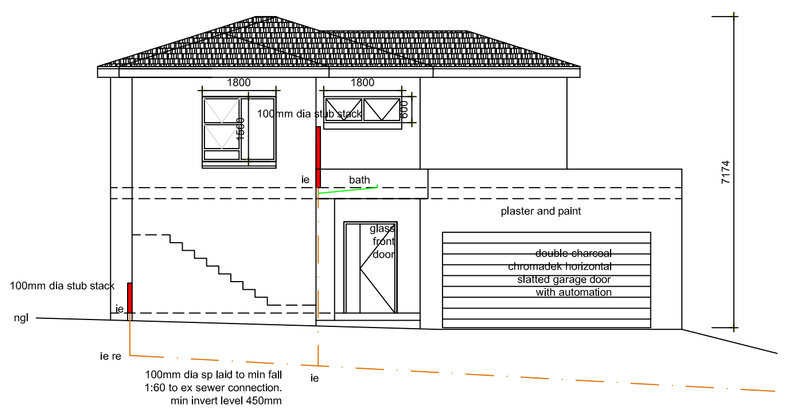

SOUTH ELEVATION SCALE 1:100

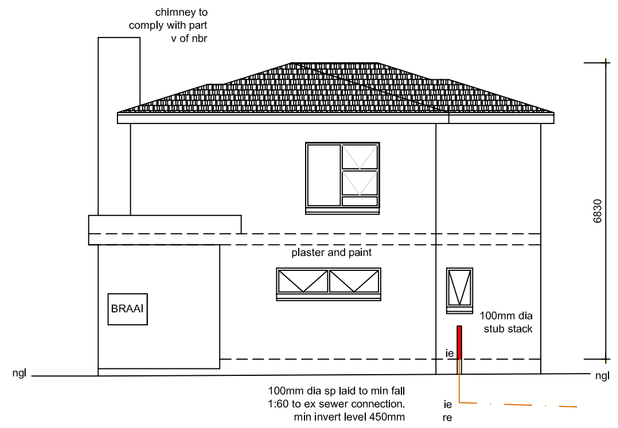

WEST ELEVATION SCALE 1:100

roof notes:
- aveng infraset horizon conc shingle roof tile laid in accordance with manufacturers specs on 38x38 timber battens on prefabricated gangnail roof trusses. allow for plastic underlay and 160mm thick isotherm or similar roof nsulation. overhang =300mm
- roof trusses fixed to walls using gi roof wire to extend down at least 9 courses
- roof pitch=17.5 degrees

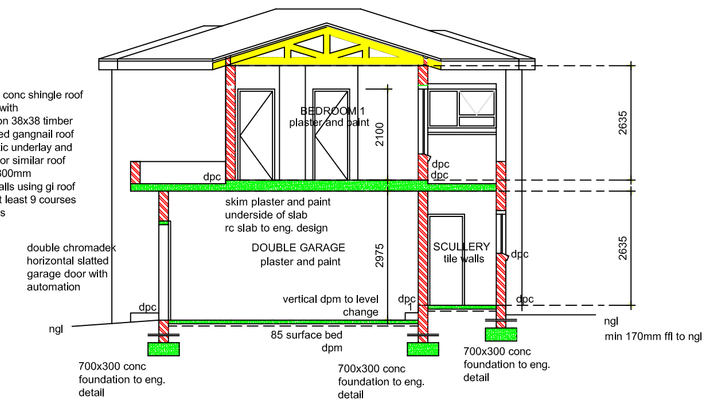

SECTION AA SCALE 1:100

hot water supply:

HOT WATER

1 SOLAR HEATING SYSTEM TO COMPLY WITH SANS 1307, 10106, 10254 AND 10252-I.
2 ALL HOT WATER PIPES CLAD WITH INSULATION WITH A MINIMUM r VALUE OF 1.00
ALL HOTWATER VESSELS TO BE INSULATED WITH A MINIMUM R VALUE OF 2.
3 50% BY VOLUME OF HOT WATER HEATING TO BE PROVIDED BY MEANS OTHER THAN RESISTANCE HEATING.
MEDIUM TO HIGH RENTAL (SANS 10252 TABLE 5) 140 L/capita/d @ 38 DEGREES SkW PER UNIT
140 X4 = 560L PER DAY @ 38 DEG
INPUT TEMP = 16 DEGREES
540X4.182X22=49682kJ=13.8kWh
5037 kWh PER ANNUM
SOLAR PANEL HEATING POWER FOR ZONE 1: 14Ml/day/m2 X 60% EFFICIENCY = 2.33 kWh/M2/DAY
13.8 kWh REQUIRED 13.8/2.33=5.9M2 SOLAR PANEL SIZE

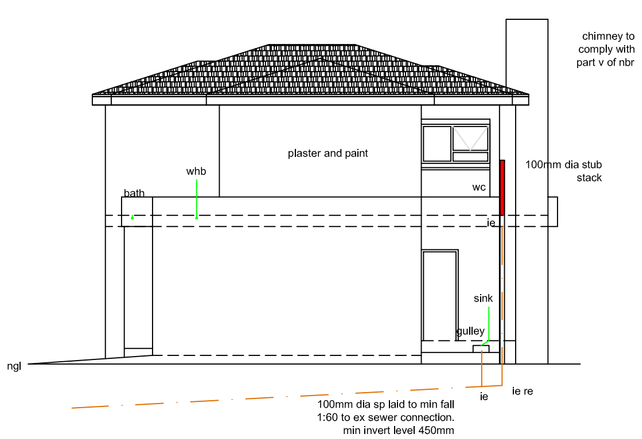

EAST ELEVATION SCALE 1:100

roof notes:
- aveng infraset horizon conc shingle roof tile laid in accordance with manufacturers specs on 38x38 timber battens on prefabricated gangnail roof trusses. allow for plastic underlay and 160mm thick isotherm or similar roof nsulation. overhang =300mm
- roof trusses fixed to walls using gi roof wire to extend down at least 9 courses
- roof pitch=17.5 degrees

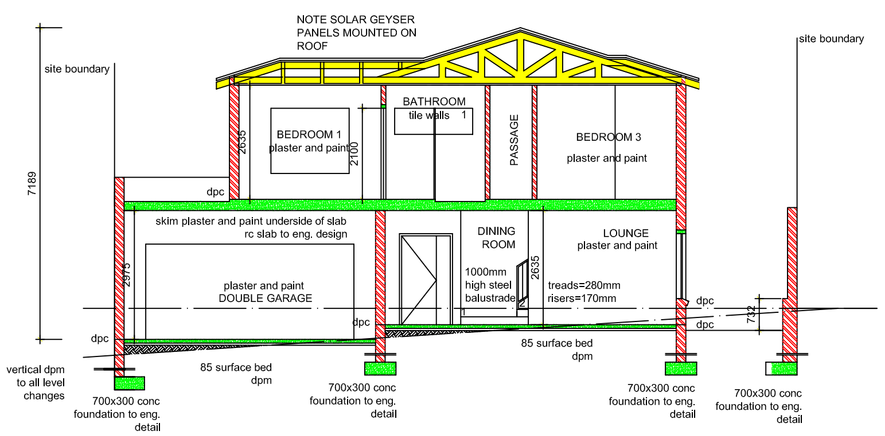

SECTION BB SCALE 1:100

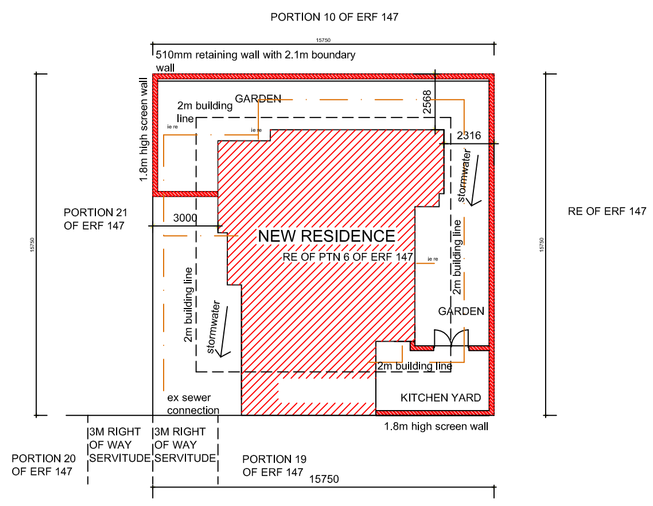

SITE PLAN SCALE 1:200

NOTES

COPYRIGHT SUBSISTS ON THIS DRAWING, WHICH MAY NOT BE COPIED OR REPRODUCED IN WHOLE OR PART OR IN ANY MANNER WHATSOEVER

GENERAL

ALL WORK TO COMPLY WITH NATIONAL BUILDING REGULATIONS (SABS 0400).
WORK TO FIGURED DIMENSIONS ONLY.
DPC TO WINDOW SILLS, VERTICAL DROPS, UNDER SURFACE BEDS AND UNDER ALL WALLS.
DPC UNDER WALLS TO BE A MINIMUM OF 150mm ABOVE GROUND LEVEL.
PRE-STRESSED CONCRETE LINTELS OVER ALL

ALL DIMENSIONS, LEVELS, DEPTH OF EXCAVATION ETC., TO BE CHECKED ON SITE PRIOR TO COMMENCEMENT OF ANY CONSTRUCTION WORK. FINAL LEVELS, NUMBER OF STEPS AND FALL TO BE DETERMINED ON SITE.
ANY DISCREPANCIES TO BE REPORTED TO IMMEDIATELY UPON DISCOVERY.

DRAINAGE

IE's TO ALL CONNECTIONS AND CHANGE OF DIRECTIONS OF DRAINS.
IE's TO BE MARKED AT GROUND LEVEL.
RE-SEAL TRAPS TO ALL WASTE FITTINGS.
WASTE PIPES - 50mm.
WASTE PIPES UNDER FLOOR TO BE SEALED.
SOIL PIPES, VENT VALVES AND VP's - 100mm.
DRAINS UNDER BUILDINGS TO BE SECURED AGAINST MOVEMENT OR ENCASED IN 400mm CONCRETE.

ROOF

SEE ROOF NOTES ON DRAWING

PROJECT
New Residence on Re of Ptn 6 of Erf 147 Edendale

TITLE
WORKING DRAWINGS

SCALE	DATE	DRAWN
1:100	NOV 2017	

DRAWING NO:	PAGE NO	REVISION
	01/01	

SCHEDULE OF RIGHTS: RES 1

COVERAGE	ACTUAL		%
stand area	**248m2**		
new residence	**109m2**	**73m2**	**182m2**
coverage			44%
far			0.74
TOTAL			**182m2**

SIGNATURE

Nicolette Gammon
pr arch 5949
P O Box 8479 Edenglen 1613
083 293 0923

REVISION			
No	Page	Description	Date