








APARTMENT TYPE PLAN  
Standard Block Plan

# 2 BED, 2 BATH APARTMENT

External 12m<sup>2</sup>  
Internal 61m<sup>2</sup>  
Total 73m<sup>2</sup>



-  2 bedrooms
-  2 bathrooms
-  balcony
-  2 parking spaces

